



# ANNUAL REPORT

UGANDAN WATER PROJECT | 2019





## 2019 ANNUAL REPORT

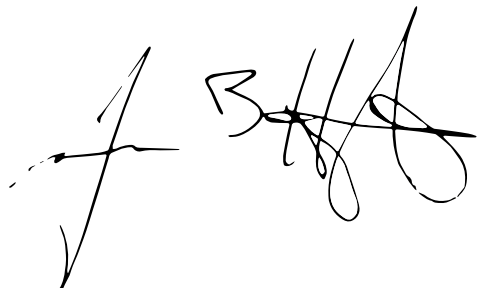
# Clean water is our tool, but we are in the freedom & transformation business. And business is booming.

The Ugandan Water Project finished 2019 having reached more people than ever before with the transformative power of clean water. As you'll see in this report, women are now walking fewer miles to collect water; teachers are redeeming thousands of hours of classroom time; and boys and girls are gaining back years of their childhood... all because of what you and UWP have done together this past year.

Thank you for trusting us to the bridge you use to make a difference in the world. As we look at the new decade in front of us, we are excited to embrace the challenge of seeing Uganda's water crisis solved within the next 10 years by partnering with you to raise awareness, mobilize resources, and provide the water projects that will equip this generation of Ugandan people to build their future.

We're glad you're on this journey to give water & give life with us.

James Harrington, Executive Director





# 139

WATER PROJECTS FUNDED FOR  
COMMUNITIES ACROSS UGANDA



## 46,709

people in 92 communities across Uganda  
received clean water in 2019 because you.

## 210,665

people have received clean water since 2008.

**"FOR SEVEN YEARS WHILE OUR WELL WAS BROKEN, WE  
HAD TO DRINK FROM THIS SWAMP. WE WERE DYING, AND**

**WE COULD NOT DO ANYTHING  
TO STOP IT. BUT YOU CAME AND  
FIXED WHAT WAS BROKEN."**

*Lubbe Community Borehole Well, sponsored by Elim  
Gospel Church.*



# IMPACT IN UGANDA

2019 ANNUAL REPORT



## 257,325

fewer miles are being walked  
annually because of the projects  
installed in 2019.




## 321,200

hours of classroom time are  
being redeemed by the projects  
installed in 2019.



## 343,100

hours spent fetching water are  
being saved annually because of  
the projects installed in 2019.



## 115 MILLION liters clean water

are being collected and consumed annually  
from the water projects you helped  
us install in 2019. That's around the  
same amount of water as 46 Olympic  
swimming pools!



## 55

rainwater collection  
systems were funded



## 83

borehole well rehabs  
were funded



## 1

new borehole well  
was funded



## 583

Sawyer water filters  
were distributed



## 2019 ANNUAL REPORT



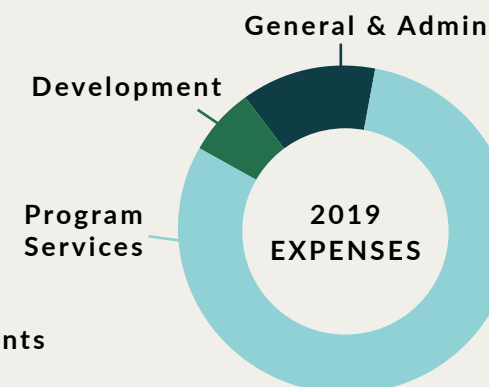
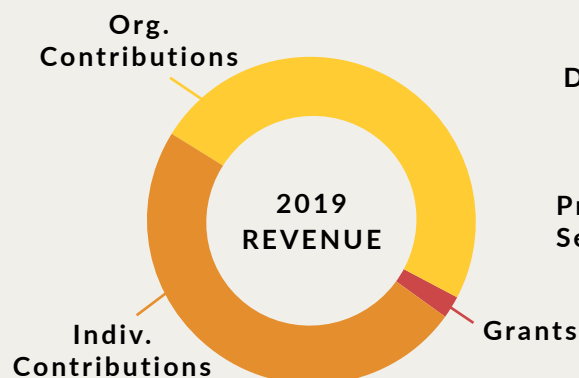
## STATEMENT OF FINANCIAL ACTIVITIES

### SUPPORT & REVENUE

	FY 2019	FY 2018
Individual Contributions	354,956	326,062
Organization Contributions	353,201	226,280
Grants	15,000	-
<b>Total Support &amp; Revenue</b>	<b>723,157</b>	<b>552,342</b>

### FUNCTIONAL EXPENSES

	FY 2019	FY 2018
Program Services	534,747	455,227
Development	44,735	63,598
General & Administrative	85,563	48,209
<b>Total Functional Expenses</b>	<b>665,045</b>	<b>567,034</b>
Change in Net Assets	67,213	21,949
Net Assets - Beginning of Year	179,248	157,299





UWP Foreman, Kanya Kenneth

## BOARD OF DIRECTORS

**DAVE CHRISTOFORO**, Board Member

**TRISH CHRISTOFORO**, Board Member

**MARK COLGAN**, Board Member

**DOUG COWBURN**, Board Member

**JAMES HARRINGTON**, Board Member

**MARK JENKINS**, Board Member

**STEVE VON BERG**, Board Chair

## KEY STAFF

**JAMES HARRINGTON**, Founder & Executive Director

**JESSICA ALINAITWE**, Country Director

**TANNER HOFFMAN**, Program Director

**ELIJAH SEBALAMU**, Operations Manager

**COLLINS ALINAITWE**, Project Manager

## CONTACT INFORMATION

**MAILING ADDRESS**

PO Box 262  
Lima, NY 14485

**PHONE:** (585) 315 - 6160

**EMAIL:** [info@ugandanwaterproject.com](mailto:info@ugandanwaterproject.com)



**2019 ANNUAL REPORT**